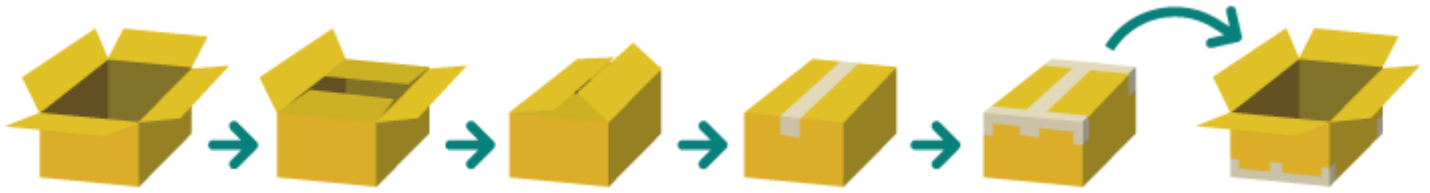


Please pack your items and prepare the packing list and other necessary documents.

Please refer to the information below when packing your belongings.

[Preparing and taping the box]



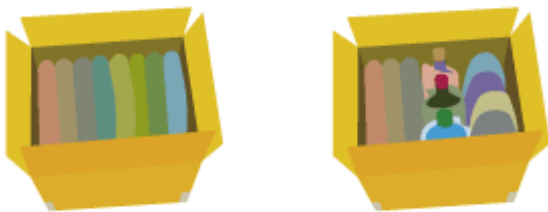
First fold the small flaps and then the large flaps on the bottom of the box. Tape along the seam where the large flaps meet. Next tape along the edges on both sides (where the small flaps were folded over). Turn the box over and it is ready to pack.

* Please do not prepare the box by folding small and large flaps alternately.

[Wrapping glasses and tableware]



Place on a towel or newspaper and wrap away from you. Next wrap the base and then insert the wrapping inside to protect the rim.




Be sure to place dishes vertically, glasses upside down, and bottles right-side up. Wrap each individual item in a towel or some other form of wrapping, and ensure that they do not knock against each other by placing soft material in any gaps between them.

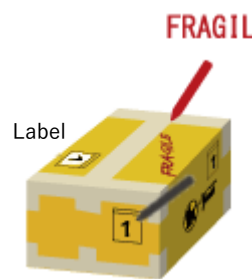


Make sure that any protruding parts such as handles are protected. For items with lids (teapots, etc.), turn the lid upside down and place newspaper between the lid and pot to prevent breakage.

[Important precautions]



Breakages can occur when boxes are packed incorrectly. For example, if the box is packed so full that it bulges, or a rattling sound can be heard when shaken, it will need to be repacked. Either reposition the contents of the box or remove some of the contents so that the box does not bulge or rattle.



Write the number

Place a label with sequential number on the top of the carton. Then write the number on the four sides with a black marker.

Write "FRAGILE" on the top of the box in red marker if it contains breakable items.